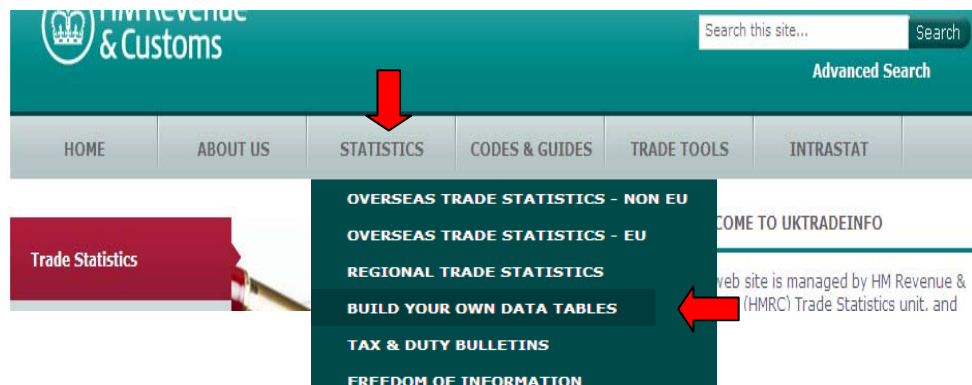
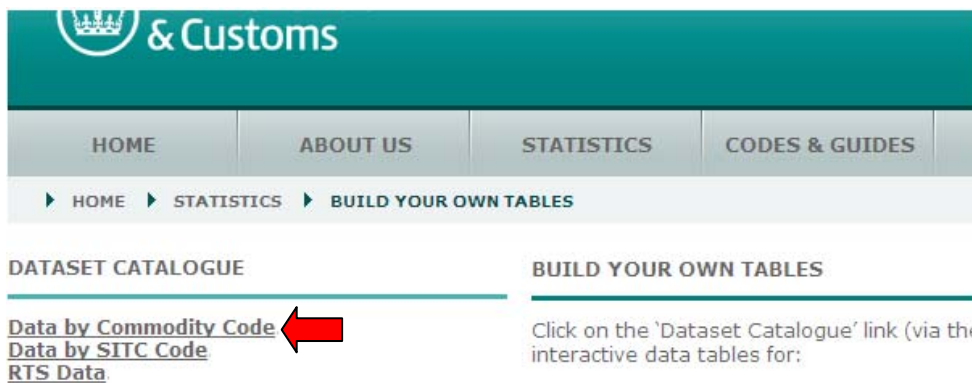


To amend your profile or unsubscribe from the alert service:

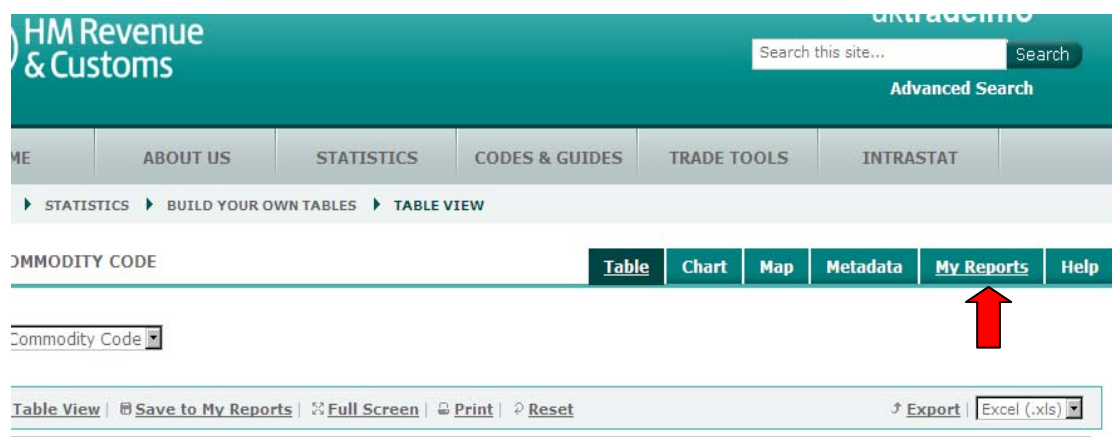
1. Click on **STATISTICS** from the menu bar, and then click on **BUILD YOUR OWN DATA TABLES**



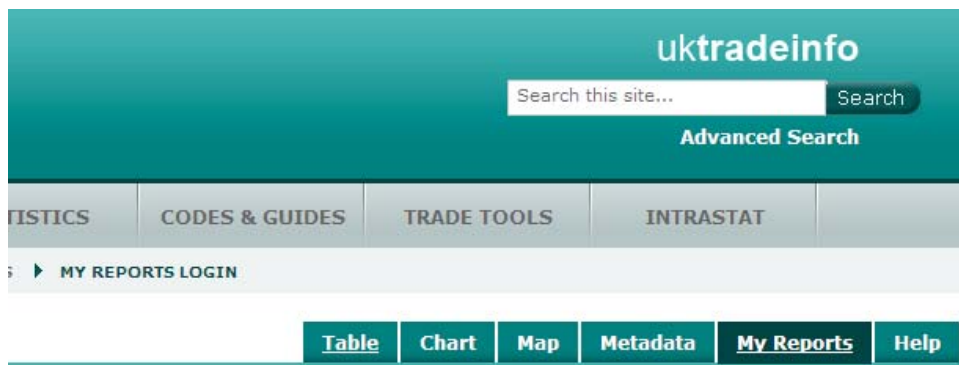
2. Click on any Dataset from the **DATASET CATALOGUE** displayed at the top left-hand side of the screen (e.g. **Data by Commodity Code**)



3. When the next page appears, click on the **My Reports** tab



4. Enter your **User name** and **password**, and then click on **Log in**



The screenshot displays the 'ALREADY REGISTERED?' login section. It contains two input fields: 'User name:' and 'Password:'. Red arrows point to the right side of both input fields. Below the fields are two buttons: 'Log in' and 'Clear'. A red arrow points upwards to the 'Log in' button.

5. Clicking on the Edit my profile tab will allow you to change your choice of sectors you wish to receive alerts on, or add or cancel the ability to save your data reports. You can unsubscribe alert service sector choices

