



HM Revenue  
& Customs

### Top partner countries for Scotland - year ending Q1 2020

Partner Country	Exports	
	Value (£bn)	Comparison to previous year (%)



5.7



-18.0



4.2



74.4



3.8



-9.9



3.5



19.4



1.8



10.5

Partner Country	Imports	
	Value (£bn)	Comparison to previous year (%)



2.9



-0.1



2.8



0.8



2.0



-42.8



2.0



-7.6























1.8



-13.5



### Top commodities for Scotland - year ending Q1 2020

Exports				Imports			
Commodity	Value (£bn)	Comparison to previous year (%)		Commodity	Value (£bn)	Comparison to previous year (%)	
	13.1		0.2		9.6		-5.5
	6.6		-8.3		3.0		0.3
	4.3		-2.5		2.9		-6.5
	2.4		-7.4		2.4		-43.1
	2.1		6.5		1.8		-9.7