



HM Revenue
& Customs

Top partner countries for Northern Ireland - year ending Q1 2020

Partner Country	Exports	
	Value (£bn)	Comparison to previous year (%)

Partner Country	Imports	
	Value (£bn)	Comparison to previous year (%)



3.1



-1.7



2.2



-2.9



1.1



2.4



0.8



-4.7



0.6



9.9



0.7



-1.9



0.4



-5.4



0.6



-2.3



0.4



-13.5























0.5



-10.5



Top commodities for Northern Ireland - year ending Q1 2020

Exports				Imports			
Commodity	Value (£bn)	Comparison to previous year (%)		Commodity	Value (£bn)	Comparison to previous year (%)	
	3.3		2.8		1.9		-6.2
	1.5		-4.5		1.3		-14.5
	1.4		5.5		1.3		0.2
	1.0		-17.2		1.2		-10.9
	0.8		5.6		1.1		14.1