























HM Revenue  
& Customs











### Top partner countries for England - year ending Q1 2020

Exports				Imports			
Partner Country	Value (£bn)	Comparison to previous year (%)		Partner Country	Value (£bn)	Comparison to previous year (%)	
	41.9		11.0		55.1		-9.8
	25.8		-3.3		36.5		-2.7
	16.2		-10.0		32.9		-11.3
	14.7		-10.2		31.0		1.6
	13.3		-4.0		22.2		-9.2



HM Revenue  
& Customs

### Top commodities for England - year ending Q1 2020

Exports				Imports			
Commodity	Value (£bn)	Comparison to previous year (%)		Commodity	Value (£bn)	Comparison to previous year (%)	
	108.1	▼	-3.1		148.0	▼	-4.2
	44.3	▲	9.6		62.7	▼	-1.4
	37.7	▼	-3.3		44.3	▼	-3.2
	25.5	▲	4.0		41.1	▼	-13.9
	12.6	▼	-28.2		31.6	▼	-2.4