























Top Partner Countries between Wales and the rest of world - year ending Q2 2019

Exports				Imports			
Partner Country	Value (£bn)	Comparison to previous year (per cent)		Partner Country	Value (£bn)	Comparison to previous year (per cent)	
	3.0	▼	-9.2		3.0	▲	12.2
	2.8	▲	3.5		1.9	▼	-2.4
	2.7	▲	23.4		1.2	▲	4.7
	1.7	▲	50.0		1.0	▼	-9.1
	0.9	▲	21.4		0.8	▲	73.5



Top commodities traded between Wales and the rest of world - year ending Q2 2019

Commodity	Exports		Commodity	Imports	
	Value (£bn)	Comparison to previous year		Value (£bn)	Comparison to previous year
	8.7	▲ 1.3		6.8	▲ 3.1
	2.5	▲ 43.2		4.5	▲ 15.0
	2.1	▲ 2.1		2.2	▲ 4.6
	2.0	▲ 4.4		1.8	▲ 3.7
	1.4	▲ 7.0		1.7	▼ -1.8