























Top Partner Countries between Scotland and the rest of world - year ending Q2 2019

Exports				Imports			
Partner Country	Value (£bn)	Comparison to previous year (per cent)		Partner Country	Value (£bn)	Comparison to previous year (per cent)	
	6.6	▲	13.6		3.3	▼	-20.2
	4.4	▲	19.0		3.0	▲	9.3
	3.4	▲	213.8		2.9	▲	2.1
	3.1	▲	22.8		2.2	▲	33.2
	1.7	▲	4.2		2.0	▼	-0.4



Top commodities traded between Scotland and the rest of world - year ending Q2 2019

Exports				Imports			
Commodity	Value (£bn)	Comparison to previous year (per cent)		Commodity	Value (£bn)	Comparison to previous year (per cent)	
	13.8	▲	44.7		10.4	▲	3.6
	7.0	▼	-3.7		3.9	▼	-12.1
	4.4	▲	5.7		3.1	▲	1.4
	2.5	▲	3.2		3.0	▲	7.4
	2.0	▼	-5.3		2.0	▲	10.0