



HM Revenue
& Customs

Top Partner Countries between Northern Ireland and the rest of world - year ending Q2 2019

Exports
Partner Country Value (£bn) Comparison to previous year (per cent)

Imports
Partner Country Value (£bn) Comparison to previous year (per cent)



3.2



3.0



1.1



12.9



0.6



27.1



0.5



10.8



0.4



-8.0



2.2



2.2



0.8



2.1



0.7



6.9



0.7



-0.8













0.5



2.4



Top commodities traded between Northern Ireland and the rest of world - year ending Q2 2019

Commodity	Exports		Commodity	Imports	
	Value (£bn)	Comparison to previous year (per cent)		Value (£bn)	Comparison to previous year (per cent)
	3.3	▲ 10.1		2.0	▲ 5.4
	1.5	▲ 3.9		1.5	▼ 0.0
	1.3	▲ 9.4		1.4	▼ -0.1
	1.2	▲ 16.4		1.3	▲ 4.1
	0.8	▲ 0.1		0.9	▲ 1.7