























Top Partner Countries between England and the rest of world - year ending Q2 2019

Exports				Imports			
Partner Country	Value (£bn)	Comparison to previous year (per cent)		Partner Country	Value (£bn)	Comparison to previous year (per cent)	
	39.2	▲	15.3		58.6	▼	-3.5
	26.5	▲	5.5		39.0	▲	15.9
	17.8	▲	2.8		35.7	▲	1.7
	16.0	▲	1.2		31.3	▲	16.2
	13.8	▲	3.7		24.2	▲	11.2



Top commodities traded between England and the rest of world - year ending Q2 2019

Commodity	Exports		Commodity	Imports	
	Value (£bn)	Comparison to previous year		Value (£bn)	Comparison to previous year
	110.9	▲ 0.7		153.4	▲ 2.8
	41.9	▲ 7.6		64.3	▲ 4.9
	38.5	▲ 3.5		46.2	▲ 7.6
	24.9	▲ 2.7		46.0	▲ 7.1
	16.7	▲ 4.9		35.1	▲ 9.0