























HM Revenue
& Customs

Top Partner Countries between Northern Ireland and the rest of world - year ending Q4 2018

Exports				Imports			
Partner Country	Value (£bn)	Comparison to previous year (per cent)		Partner Country	Value (£bn)	Comparison to previous year (per cent)	
	3.2	▲	11.3		2.2	▲	6.1
	1.1	▼	-26.3		0.8	▲	6.3
	0.5	▲	7.3		0.7	▲	2.6
	0.5	▲	12.5		0.7	▼	-1.7
	0.4	▼	-11.7		0.5	▼	-3.9



Top commodities traded between Northern Ireland and the rest of world - year ending Q4 2018

Commodity	Exports		Commodity	Imports	
	Value (£bn)	Comparison to previous year (per cent)		Value (£bn)	Comparison to previous year (per cent)
	3.2	▲ 9.7	 t	2.0	▲ 6.4
 FOOD	1.5	▲ 13.8	 s	1.5	▲ 2.8
	1.2	▼ -5.5	 s y	1.4	▲ 7.9
	1.1	▼ -19.8		1.3	▲ 3.1
	0.8	▲ 4.5	 d	0.8	▼ -5.0