













### Top commodities traded with rest of world - July 2017

Commodity	Imports		Commodity	Exports	
	Value	Comparison to previous month		Value	Comparison to previous month
	£5.3bn	▲ 3.9%		£4.3bn	▼ -3.5%
	£4.7bn	▼ -7.4%		£4.3bn	▲ 235.7%
	£3.5bn	▼ -4.2%		£3.6bn	▲ 5.9%
	£2.9bn	▲ 3.6%		£2.2bn	▲ 10.9%
	£2.1bn	▼ -37.4%		£1.8bn	▼ -25.7%

—